About e-GGRT Data Reporting Tab

The Data Reporting tab provides access to the most used portions of e-GGRT - the facility selection and reporting functionality.

Use the Data Reporting tab to complete the following required tasks:

- Identify or change the year on which you are reporting,
- Select the facility whose reporting you would like to work on, and
- Access the Facility or Supplier Overview page which lets you complete reporting for a specific facility and reporting year. The page contains the following sections/features. Click on the links below for details:
    - GHG Data Reporting
    - Add or Remove Subparts
    - Changing Your Reporting Method
    - GHG Details
    - Submit an Annual Report
    - Reports and Views
    - Notification to Discontinue Reporting and Notification for Not Submitting an Annual Report

***>>** Click this link to expand*

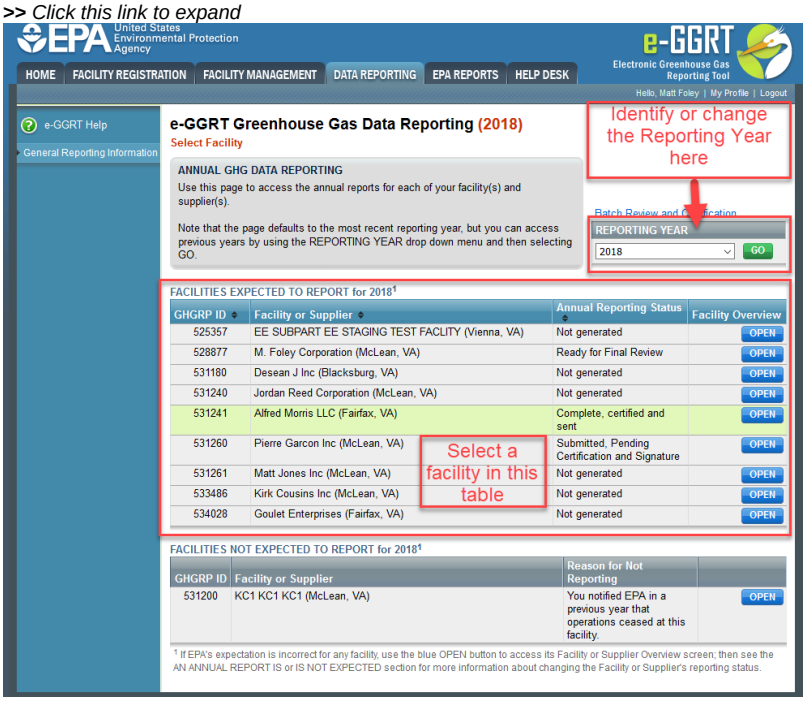

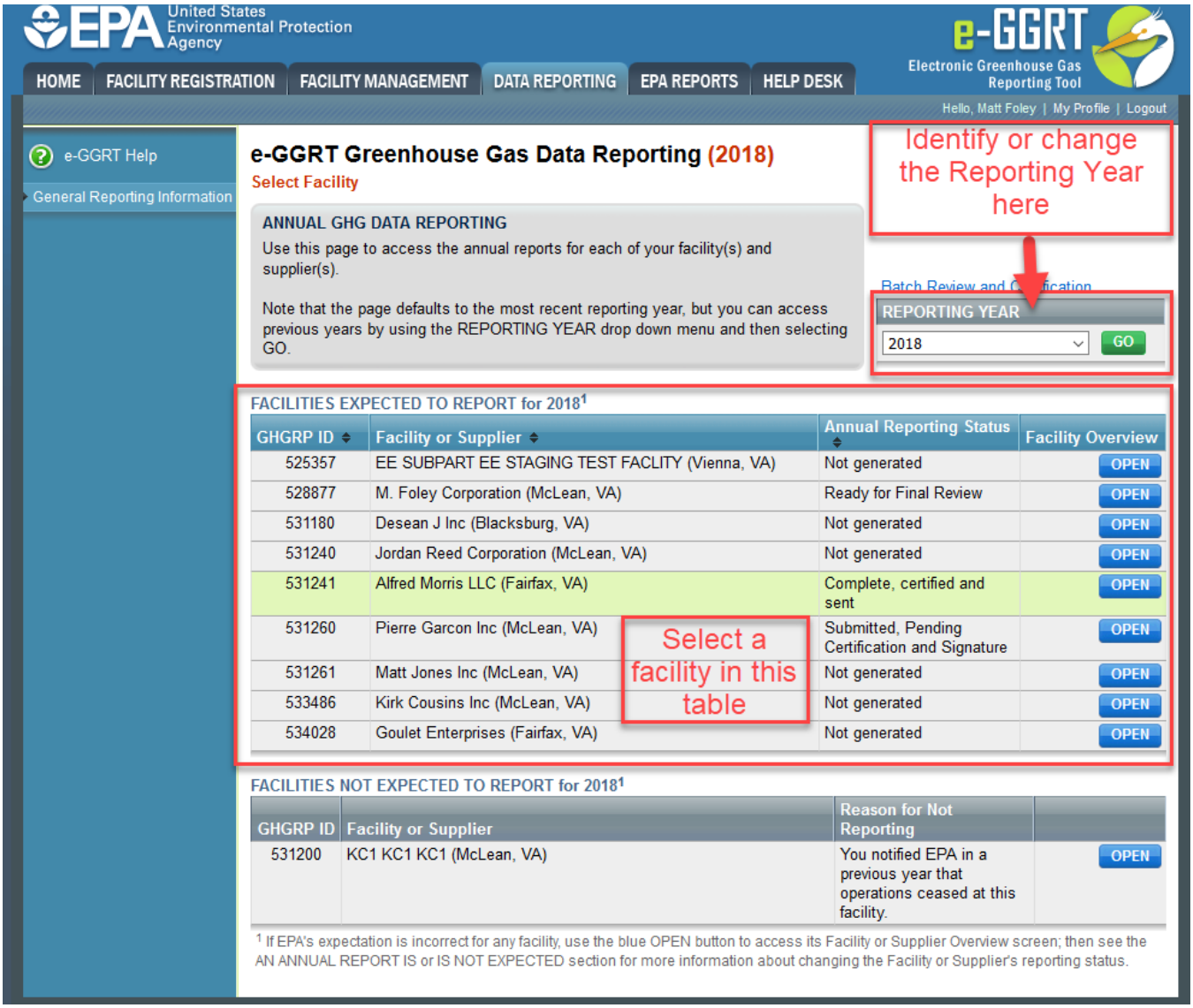

The Data Reporting Tab also displays the following tables:

- FACILITIES EXPECTED TO REPORT - this table lists all registered facilities and/or suppliers that are required to submit an Annual Report to EPA for the selected reporting year and displays the current status of each facility's Annual Report
- FACILITIES NOT EXPECTED TO REPORT - this table lists all registered facilities and/or suppliers that are NOT required to submit an Annual Report to EPA for the selected reporting year. There are no reporting requirements for those that do not trigger the respective thresholds for the source categories at their facility or supply operations. Some facilities or suppliers may have registered with e-GGRT because they thought they might trigger the rule. If those facilities or suppliers now find that they are not subject to the program they should refer to Notification to Discontinue Reporting and Notification for Not Submitting an Annual Report. In future years, consistent with 98.2(i), facilities and suppliers may no longer be required to report under the program.

Using the Facility or Supplier Overview Page

The FACILITY OR SUPPLIER OVERVIEW page is your portal to the report preparation and submission functionality in e-GGRT.

After clicking the DATA REPORTING tab and clicking the OPEN button next to a facility, the FACILITY OR SUPPLIER OVERVIEW page is displayed.

The FACILITY OR SUPPLIER OVERVIEW page allows you to:

- Choose between Webforms data entry or XML-based bulk upload reporting
- View the Subparts included in your current report and add or remove Subparts as needed
- See your emission totals based on data entered so far and/or access a detail emission summary
- View validation messages related to the information entered into these Subparts
- Generate and submit an annual report for the facility
- View reports and trend information
- Notify EPA that you intend to discontinue reporting after the current reporting year
- Notify EPA that you do not intend to report for the current reporting year

>> Click this link to expand

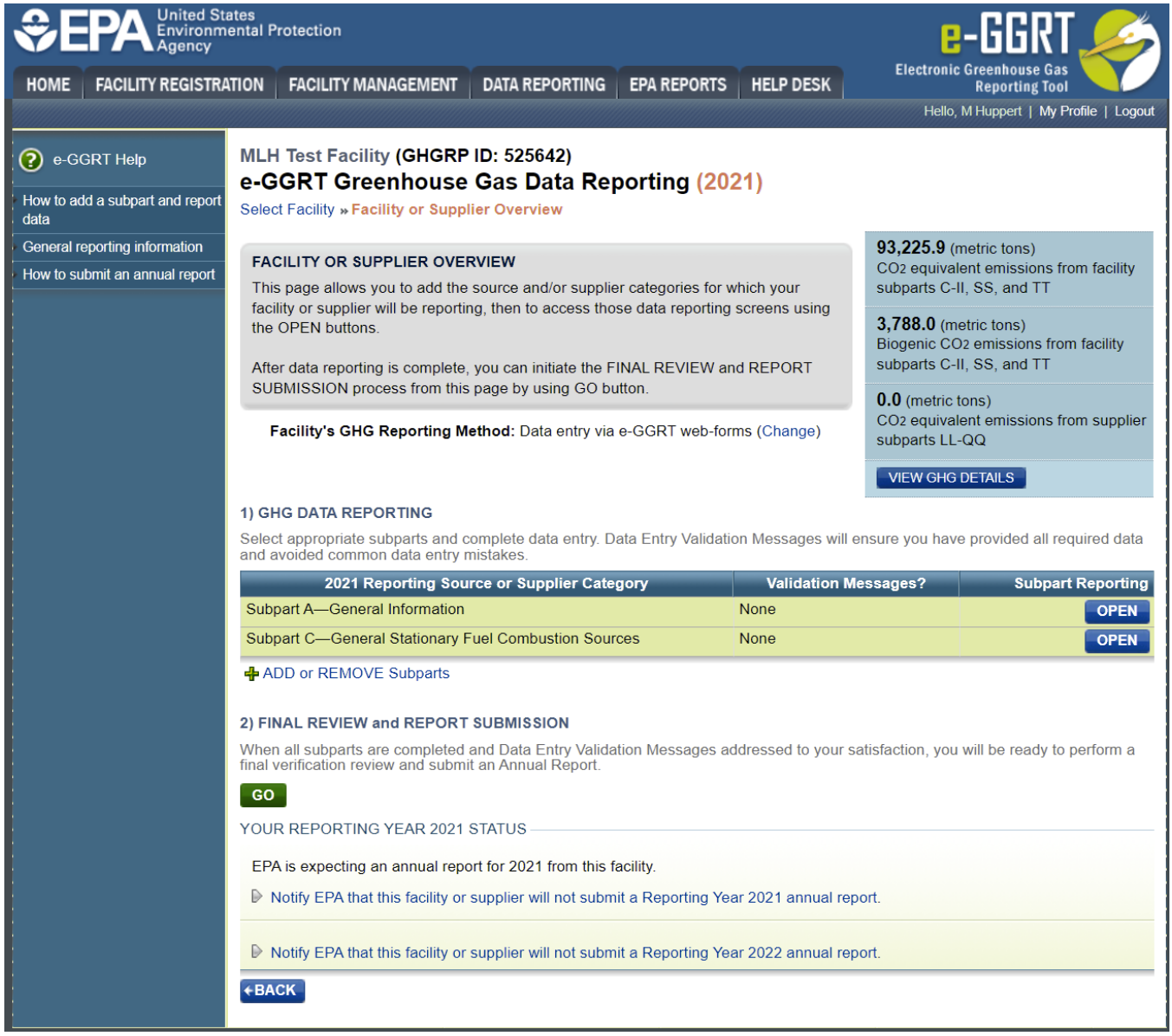

GHG Data Reporting

The GHG DATA REPORTING section is presented in a table format and allows the user to see the Subpart now selected for the facility, view validation messages for each selected Subpart, open each selected Subpart for data entry, and/or remove Subparts. To enter data for these Subparts, click the OPEN button and follow the instructions on each page. Additional help content for related to each Subpart can be found under Subpart Reporting Instructions. You may also view validation messages related to the information entered into these Subparts. For more information on data reporting, click this link to navigate to the Preparing Your Annual GHG Reporting page.

>> *Click this link to expand*

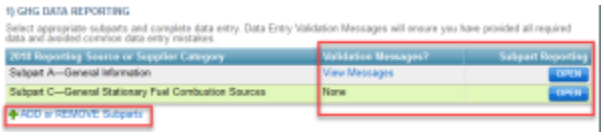

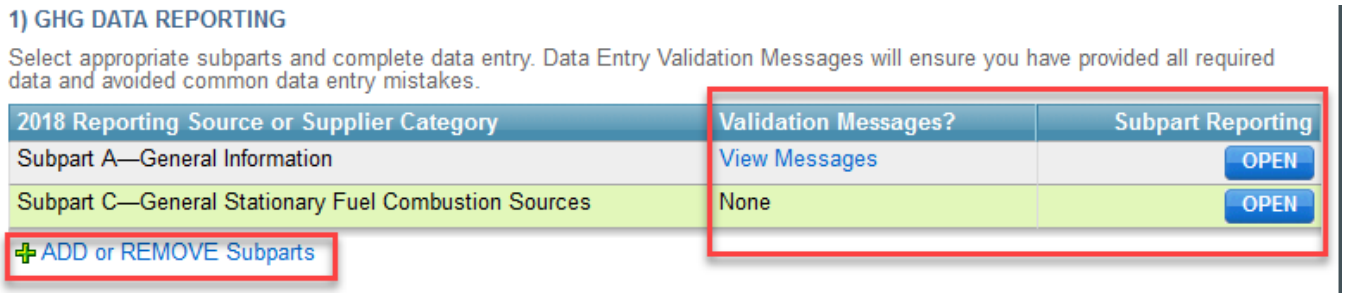

The GHG DATA REPORTING table will automatically include Subpart A; this Subpart is required for all reports. If you reported last year, the Subparts from last year's report will also appear in your default Subpart selections. For more information on data carried forward from the prior years GHG report please visit the Carry Forward Summary Page.

If you click 'Cannot Submit-View Critical Errors' next to a Subpart you will be taken to Validation Message Summary for that Subpart. For more information on e-GGRT validation processes and messages please visit the Subpart Validation Report Page

Back to Top

Add or Remove Subparts

To add or remove Subparts, click the "ADD or REMOVE Subparts" link under the "REPORT DATA" table. This action will bring you to the page seen below listing all of the Subparts.

Simply check the box(es) for the Subpart(s) for which you will be reporting. Click SAVE to save your selection, and you will be returned to the FACILITY OR SUPPLIER OVERVIEW page. If you uncheck a box you receive a warning that all of the data inside that Subpart will be deleted. If you click OK, your data for that Subpart will be permanently deleted.

>> *Click this link to expand*

EPA United States Environmental Protection Agency

e-GGRT Electronic Greenhouse Gas Reporting Tool

HOME | FACILITY REGISTRATION | FACILITY MANAGEMENT | DATA REPORTING | EPA REPORTS | HELP DESK

Tools & Support | My Profile | Logout

e-GGRT Help

How to add a subpart and register data

Anglico

e-GGRT Greenhouse Gas Data Reporting (2023)

Select Facility » Facility Overview » Subpart Selection

SUBPART SELECTION

Please check all relevant subparts for this facility or supplier. Further information can be found in the e-GGRT Help links to the left.

FACILITY SUBPARTS

- D—Electricity Generation
  Description | (show) | (add) |
- E—Adipic Acid Production
  Description | (show) | (add) |
- F—Aluminum Production
  Description | (show) | (add) |
- G—Ammonia Manufacturing
  Description | (show) | (add) |
- H—Cement Production
  Description | (show) | (add) |
- I—Electronics Manufacturing
  Description | (show) | (add) |
- K—Ferroalloy Production
  Description | (show) | (add) |
- L—Fluorinated Gas Production
  Description | (show) | (add) |
- N—Glass Production
  Description | (show) | (add) |
- O—HCFC-22 Production and HFC-23 Destruction
  Description | (show) | (add) |
- P—Hydrogen Production
  Description | (show) | (add) |
- Q—Iron and Steel Production
  Description | (show) | (add) |
- R—Lead Production
  Description | (show) | (add) |
- S—Lime Manufacturing
  Description | (show) | (add) |
- T—Magnesium Production
  Description | (show) | (add) |
- U—Miscellaneous Uses of Carbonates
  Description | (show) | (add) |
- V—Nitric Acid Production
  Description | (show) | (add) |
- W—Petroleum and Natural Gas Systems
  Description | (show) | (add) |
- X—Petrochemical Production
  Description | (show) | (add) |
- Y—Petroleum Refineries
  Description | (show) | (add) |
- Z—Phosphoric Acid Production
  Description | (show) | (add) |
- AA—Pulp and Paper Manufacturing
  Description | (show) | (add) |
- BB—Silicon Carbide Production
  Description | (show) | (add) |
- CC—Soda Ash Manufacturing
  Description | (show) | (add) |
- DD—Electrical Transmission and Distribution Equipment Use
  Description | (show) | (add) |
- EE—Titanium Dioxide Production
  Description | (show) | (add) |
- FF—Underground Coal Mines
  Description | (show) | (add) |
- GG—Zinc Production
  Description | (show) | (add) |
- II—Industrial Wastewater Treatment
  Description | (show) | (add) |
- MM—Geologic Sequestration of Carbon Dioxide
  Description | (show) | (add) |
- SS—Electrical Equipment Manufacturer or Refurbisher
  Description | (show) | (add) |
- UU—Injection of Carbon Dioxide
  Description | (show) | (add) |

GENERAL STATIONARY FUEL COMBUSTION

- ☑ C—General Stationary Fuel Combustion (Standard Reporting)
  Description | (show) | (add) |

LANDFILL SUBPARTS

- HH—Municipal Solid Waste Landfills
  Description | (show) | (add) |
- TT—Industrial Waste Landfills
  Description | (show) | (add) |

SUPPLIER SUBPARTS

- LL—Suppliers of Coal-based Liquid Fuels
  Description | (show) | (add) |
- MM—Suppliers of Petroleum Products
  Description | (show) | (add) |
- NN—Suppliers of Natural Gas and Natural Gas Liquids
  Description | (show) | (add) |
- OO—Suppliers of Industrial Greenhouse Gases
  Description | (show) | (add) |
- PP—Suppliers of Carbon Dioxide
  Description | (show) | (add) |
- QQ—Importers and Exporters of Fluorinated Greenhouse Gases Contained in Pre-Charged Equipment or Closed-Cell Foams
  Description | (show) | (add) |

CANCEL | SAVE

e-GGRT Help
How to add a subpart and report data

Angkor

e-GGRT Greenhouse Gas Data Reporting (2023)

SUBPART SELECTION

Please check all relevant subparts for this facility or supplier. Further information can be found in the e-GGRT Help links to the left.

FACILITY SUBPARTS

- [ ] D—Electricity Generation
  Description (SHOW | HIDE)
- [ ] E—Adipic Acid Production
  Description (SHOW | HIDE)
- [ ] F—Aluminum Production
  Description (SHOW | HIDE)
- [ ] G—Ammonia Manufacturing
  Description (SHOW | HIDE)
- [ ] H—Cement Production
  Description (SHOW | HIDE)
- [ ] I—Electronics Manufacturing
  Description (SHOW | HIDE)
- [ ] K—Ferroalloy Production
  Description (SHOW | HIDE)
- [ ] L—Fluorinated Gas Production
  Description (SHOW | HIDE)
- [ ] N—Glass Production
  Description (SHOW | HIDE)
- [ ] O—HCFC-22 Production and HFC-23 Destruction
  Description (SHOW | HIDE)
- [ ] P—Hydrogen Production
  Description (SHOW | HIDE)
- [ ] Q—Iron and Steel Production
  Description (SHOW | HIDE)
- [ ] R—Lead Production
  Description (SHOW | HIDE)
- [ ] S—Lime Manufacturing
  Description (SHOW | HIDE)
- [ ] T—Magnesium Production
  Description (SHOW | HIDE)
- [ ] U—Miscellaneous Uses of Carbonates

GENERAL STATIONARY FUEL COMBUSTION

- [x] C—General Stationary Fuel Combustion (Standard Reporting)
  Description (SHOW | HIDE)

LANDFILL SUBPARTS

- [ ] HH—Municipal Solid Waste Landfills
  Description (SHOW | HIDE)
- [ ] TT—Industrial Waste Landfills
  Description (SHOW | HIDE)

SUPPLIER SUBPARTS

- [ ] LL—Suppliers of Coal-based Liquid Fuels
  Description (SHOW | HIDE)
- [ ] MM—Suppliers of Petroleum Products
  Description (SHOW | HIDE)
- [ ] NN—Suppliers of Natural Gas and Natural Gas Liquids
  Description (SHOW | HIDE)
- [ ] OO—Suppliers of Industrial Greenhouse Gases
  Description (SHOW | HIDE)
- [ ] PP—Suppliers of Carbon Dioxide
  Description (SHOW | HIDE)
- [ ] QQ—Importers and Exporters of Fluorinated Greenhouse Gases Contained in Pre-Charged Equipment or Closed-Cell Foams
  Description (SHOW | HIDE)

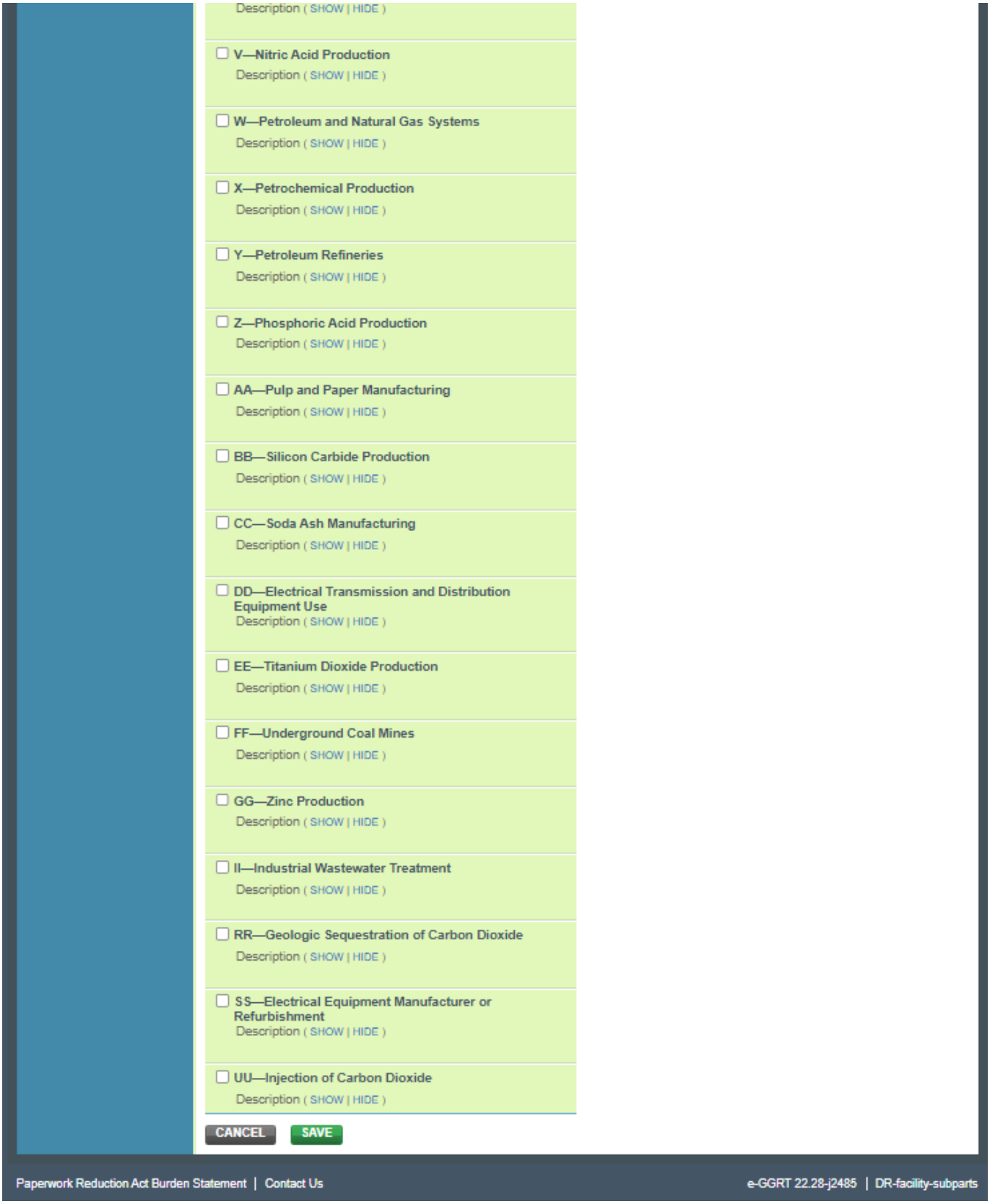

Note that if you remove a Subpart while preparing your current year annual report and that Subpart was reported in the previous year, during final review of your report, you will see a validation message that a previously reported Subpart is not included and you will be prompted to check a box to indicate why you are not reporting that Subpart.

>> *Click this link to expand*

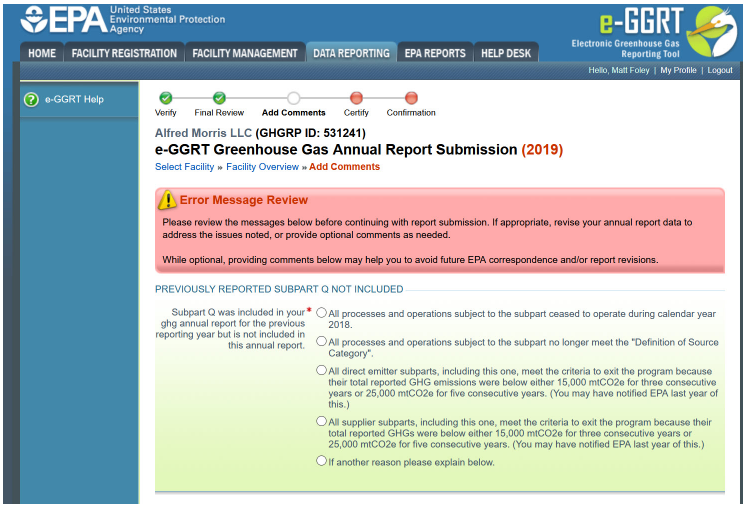

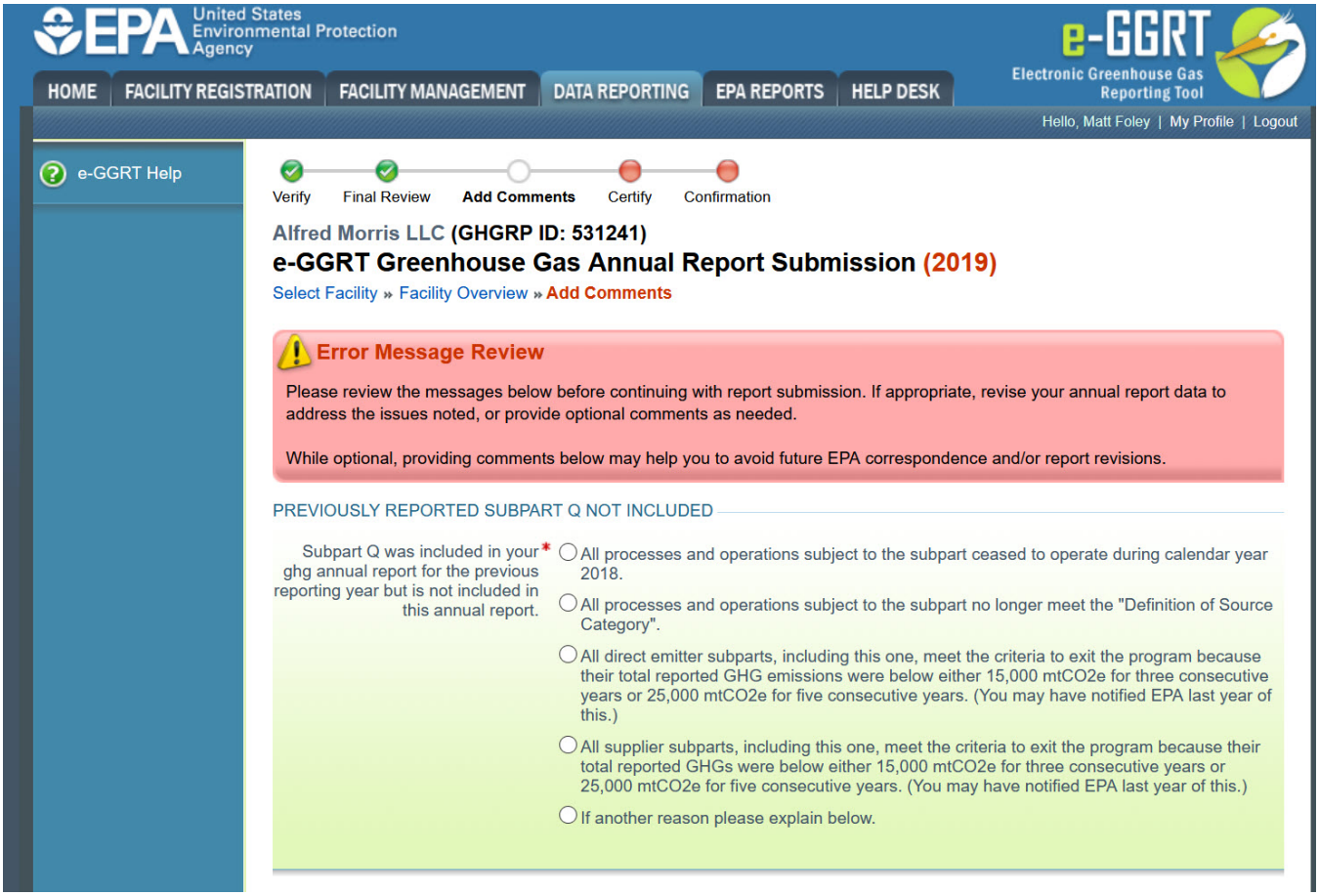

Back to Top

Changing Your Reporting Method

To change your data reporting method from the default of data entry via e-GGRT web-forms, click the "Change" link before entering any data into the reporting forms.

>> *Click this link to expand*

EPA United States Environmental Protection Agency

e-GGRT Electronic Greenhouse Gas Reporting Tool

HOME | FACILITY REGISTRATION | FACILITY MANAGEMENT | DATA REPORTING | EPA REPORTS | HELP DESK

Hello, M Huppert | My Profile | Logout

e-GGRT Help

- How to add a subpart and report data
- General reporting information
- How to submit an annual report

Predril Technologies Inc (GHGRP ID: 513266)

e-GGRT Greenhouse Gas Data Reporting (2021)

Select Facility » Facility or Supplier Overview

FACILITY OR SUPPLIER OVERVIEW

This page allows you to add the source and/or supplier categories for which your facility or supplier will be reporting, then to access those data reporting screens using the OPEN buttons.

After data reporting is complete, you can initiate the FINAL REVIEW and REPORT SUBMISSION process from this page by using GO button.

Facility's GHG Reporting Method: Data entry via e-GGRT web-forms (Change)

(metric tons)
CO_2 equivalent emissions from facility subparts C-II, SS, and TT

(metric tons)
Biogenic CO_2 emissions from facility subparts C-II, SS, and TT

(metric tons)
CO_2 equivalent emissions from supplier subparts LL-QQ

VIEW GHG DETAILS

1) GHG DATA REPORTING

Select appropriate subparts and complete data entry. Data Entry Validation Messages will ensure you have provided all required data and avoided common data entry mistakes.

2021 Reporting Source or Supplier Category	Validation Messages?	Subpart Reporting
Subpart A—General Information	View Messages	OPEN
Subpart C—General Stationary Fuel Combustion Sources	Cannot Submit-View Critical Errors	OPEN
Subpart OO—Suppliers of Industrial GHGs	Cannot Submit-View Critical Errors	OPEN

ADD or REMOVE Subparts

2) FINAL REVIEW and REPORT SUBMISSION

When all subparts are completed and Data Entry Validation Messages addressed to your satisfaction, you will be ready to perform a final verification review and submit an Annual Report.

Cannot perform final verification review and submit until Data Validation Critical Errors are addressed.

YOUR REPORTING YEAR 2021 STATUS

EPA is expecting an annual report for 2021 from this facility.

- Notify EPA that this facility or supplier will not submit a Reporting Year 2021 annual report.
- Notify EPA that this facility or supplier will not submit a Reporting Year 2022 annual report.

BACK

You have two choices for your data reporting method:

- Data entry via e-GGRT web-forms - The preferred method and default choice, use the screens provided by e-GGRT to enter the data.
- Bulk upload of XML - This method allows you to upload XML (as a ZIP file). Subpart GHG data will only process if the uploaded file validates against the XML schema.

Click the radio button for the reporting method that you prefer, and then click SAVE. You will be returned to the FACILITY OR SUPPLIER OVERVIEW page.

>> *Click this link to expand*

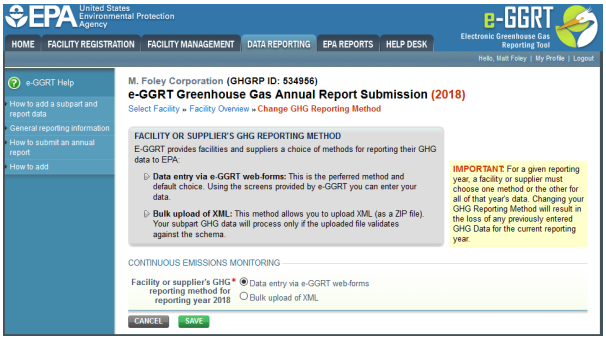

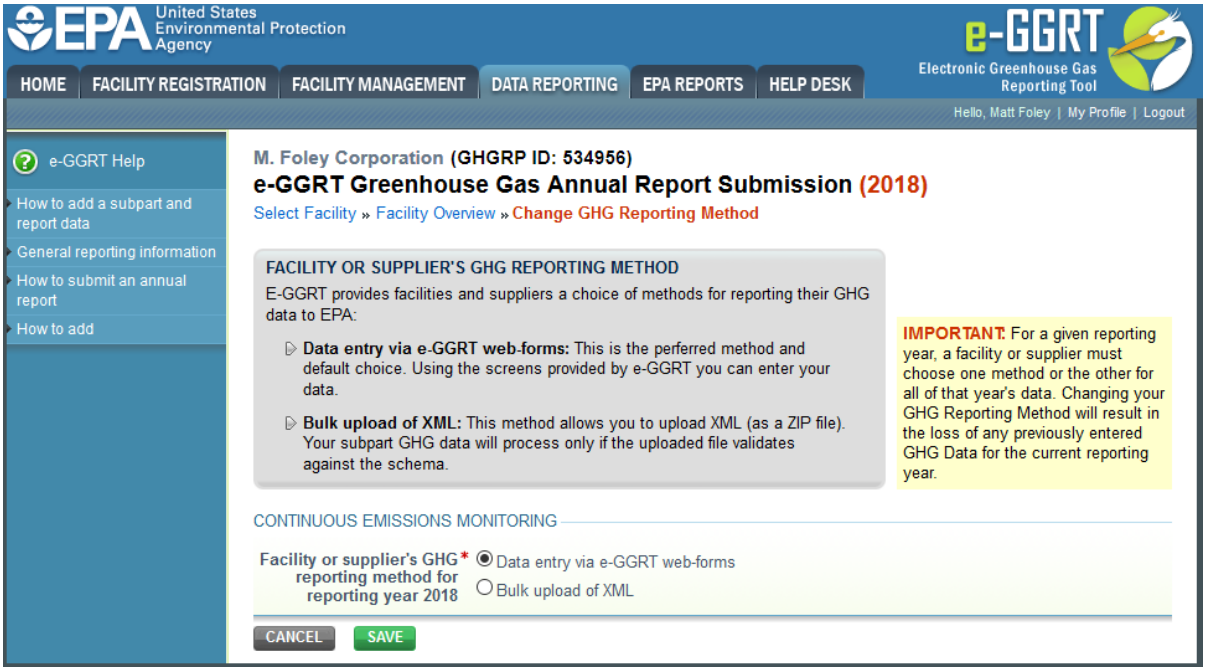

Warning: Selecting Bulk Upload of XML will delete any data previously entered in web-forms. After you click SAVE you will get a warning panel saying "Changing your GHG Reporting Method will result in the loss of any previously entered GHG Data for the current reporting year". If you click OK your data will be deleted.

Back to Top

GHG Details

This is where the “rollup” is presented, which provides your total CO_2 equivalent emissions (excluding biogenic) and biogenic CO_2 emissions. The third total presented in the “roll up” is the quantity of CO_2 equivalent for suppliers. Once all Subpart data is entered, you will be able to see a comprehensive overview of your emissions with this calculator.

Click the VIEW GHG DETAILS to see the underlying details on the metric tons of GHG, by gas and by Subpart, along with the Global Warming Potentials (GWPs) that go into the calculations.

>> *Click this link to expand*

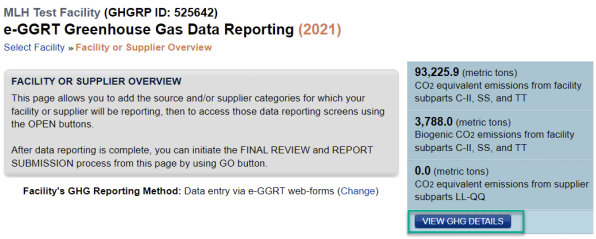

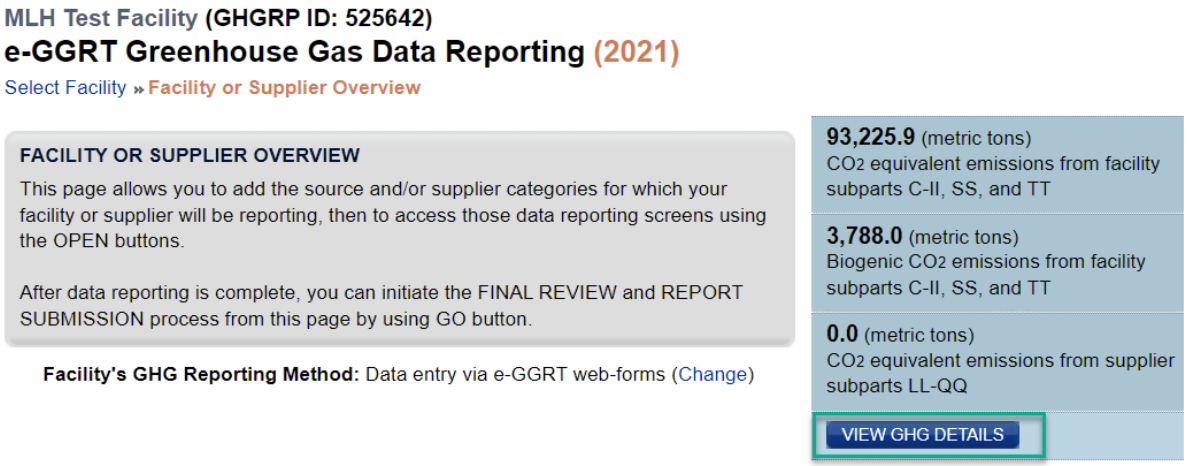

Viewing the GHG details allows you to see the individual Subpart components that were tallied into the roll up totals. For more information about the GHG Details page and the logic underlying GHG rollups visit our GHG Rollup Requirements Page.

Back to Top

Submit an Annual Report

Once all Subparts are completed and the "Validation Messages" are addressed to your satisfaction, you are ready to prepare and submit your annual report. Click the GO button in the FINAL REVIEW and REPORT SUBMISSION section to begin the submission process.

>> *Click this link to expand*

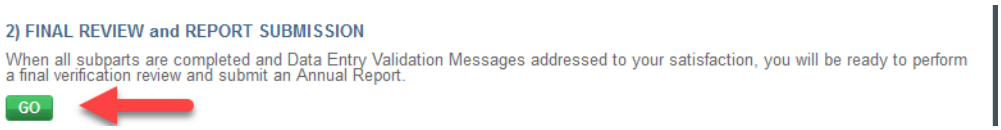

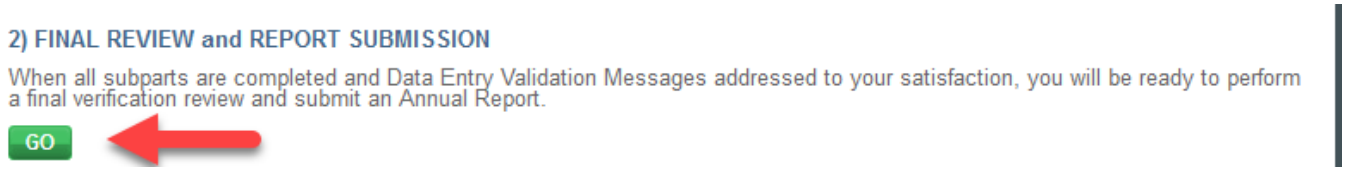

For detailed help on generating and submitting an annual report, see How to Submit an Annual Report.

Back to Top

View Reports

For detailed help on the data viewing features available using the VIEW REPORTS link, see Reports and Views

Back to Top

Notification to Discontinue Reporting and Notification for Not Submitting an Annual Report

For detailed help on notifying EPA of a facility's reporting intention (i.e., not submitting a report for the current reporting year or discontinuing reporting), see Notification to Discontinue Reporting and Notification for Not Submitting an Annual Report

Back to Top

See Also

Preparing Your Annual GHG Reporting
How to Submit an Annual Report
Notification to Discontinue Reporting and Notification for Not Submitting an Annual Report